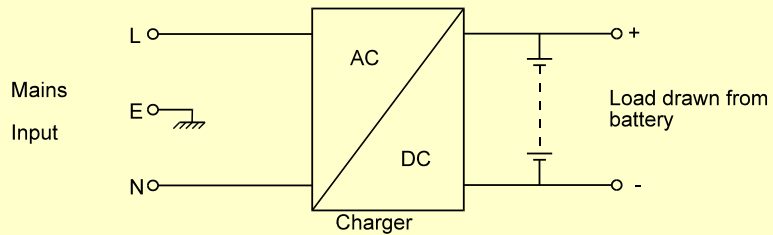


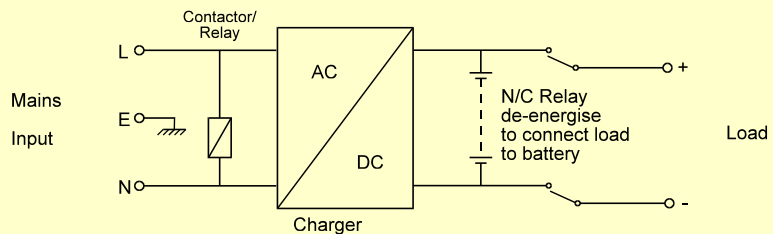
Central Battery Systems

General Diagram

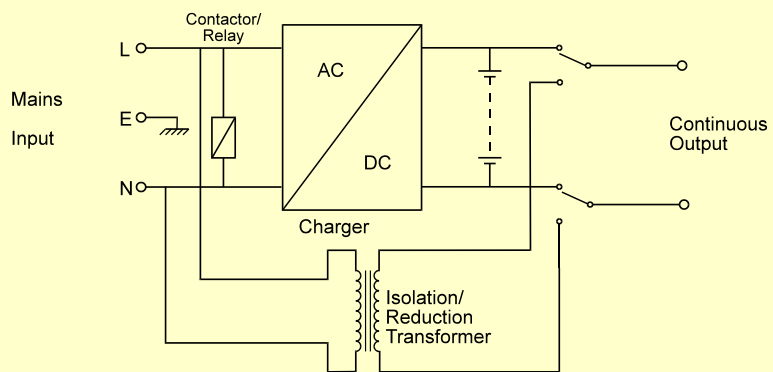
Floating Load: For non-continuous loads where large currents are drawn for a short period, backed up by the charger.



Non Maintained: Load draws current upon mains failure when contactor/relay de-energises.



Maintained: For loads where a continuous output is required



Beronworth specialises in designing emergency lighting and back-up power systems to meet the needs of all areas in the commercial, industrial, and local authority services sectors. We are available to assist you in evaluating your requirements and provide cost effective solutions.